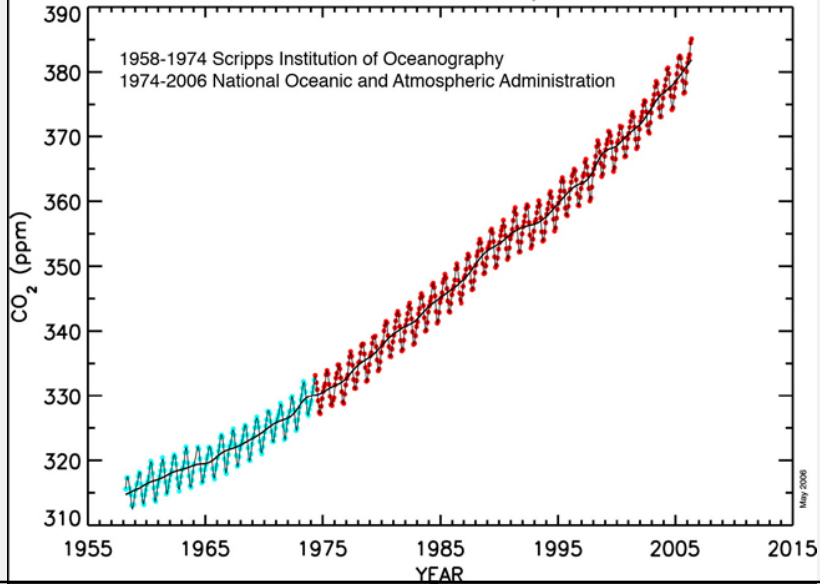


<https://celebrating200years.noaa.gov/datasets/mauna/image3b.html>

## EVIDENCE FOR ATMOSPHERIC CHANGES

### Mauna Loa Monthly Mean Carbon Dioxide

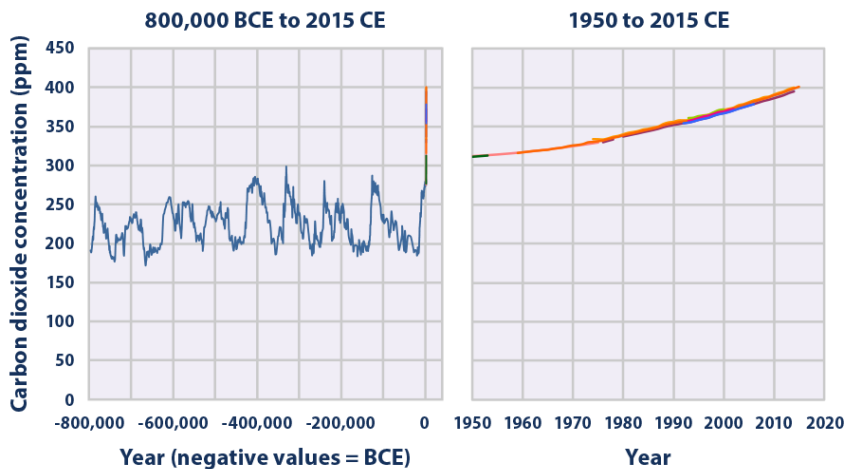
NOAA ESRL GMD Carbon Cycle



<https://www.epa.gov/climate-indicators/climate-change-indicators-atmospheric-concentrations-greenhouse-gases>

## EVIDENCE FOR ATMOSPHERIC CHANGES

### Global Atmospheric Concentrations of Carbon Dioxide Over Time

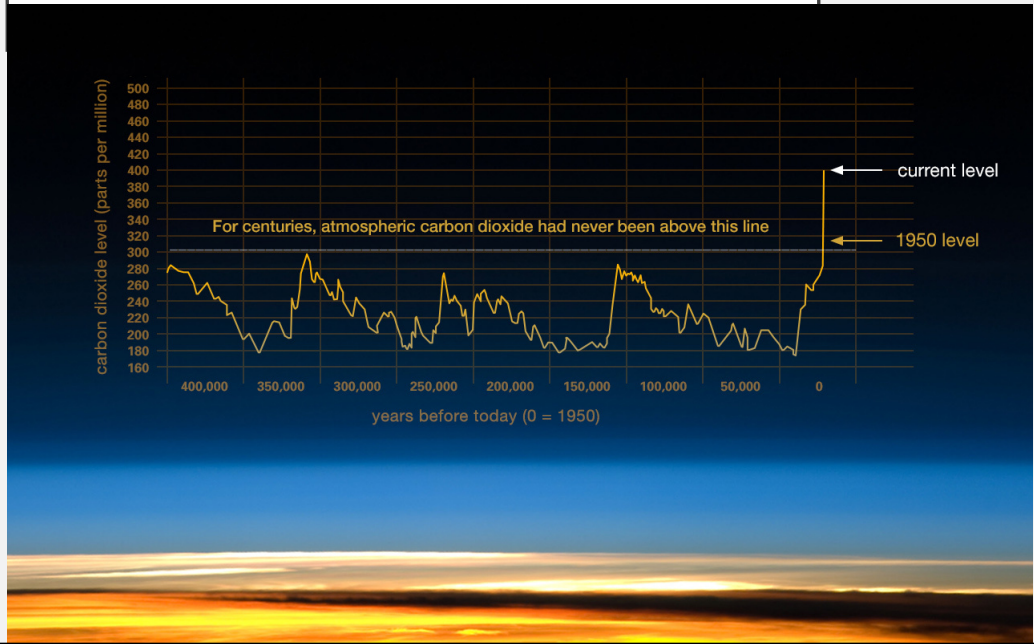


Data source: Compilation of 10 underlying datasets. See [www.epa.gov/climate-indicators](http://www.epa.gov/climate-indicators) for specific information.

For more information, visit U.S. EPA's "Climate Change Indicators in the United States" at [www.epa.gov/climate-indicators](http://www.epa.gov/climate-indicators).

<https://climate.nasa.gov/evidence/>

### EVIDENCE FOR ATMOSPHERIC CHANGES



### EVIDENCE FOR ATMOSPHERIC CHANGES

ICE CORE  
CO<sub>2</sub> DATA

